

NEW

Nikon N8008S

Superior Performance Extends Your Vision

- Three meters — Matrix, Center-Weighted & Spot
- Automatic Balanced Fill-Flash
- Top shutter speed of 1/8000 sec.
- High-speed autofocus with Focus Tracking
- Fast built-in motor — up to 3.3 frames per sec.
- Nikon System compatibility

AF



WHERE ART AND TECHNOLOGY MEET



Nikon

Nikon
AF NIKKOR
70

80785

To realize your creative vision



The Nikon N8008s blends today's advanced SLR technology with features and performance designed for the photographer with a creative mind. Crafted in the Nikon tradition, it effectively fuses classic 35mm elegance with superior mechanical and electronic technology. The N8008s exemplifies Nikon's continuing dedication to excellence.

With a master craftsman's touch, the N8008s offers smooth-as-silk operation. Only the choicest materials are used, assuring that the camera's performance matches its distinguished styling.

The fast and precise autofocus system of the N8008s includes Focus Tracking; this ensures sharp focus of even moving subjects. Clear and precise manual focusing through a High-Eyepoint finder works with a computer-powered Matrix Meter for automatic exposure control that complements a complete selection of Program and other exposure setting systems. With its fast 1/8000 sec. top shutter speed, built-in motor with speeds of up to 3.3 frames per sec., top flash sync of 1/250 sec., and more, the N8008s will challenge your creativity. Add electronic precision and a selection of logical and functional controls, and you will be stimulated into taking and making great pictures.

The N8008s perfectly embodies automation and manual operation, highlighted by technical features and controls that will enable any serious photographer to excel. Examine the N8008s, get to know it and you, too, will understand why we say: *Nikon — We take the world's greatest pictures.*

When you are ready to make some of the pictures shown in this brochure with your own Nikon N8008s and other Nikon equipment, just follow the settings indicated for each picture.

Faster and more precise — even for moving subjects or where there's little light.



Look! Nikon N8008s electronics excel in focusing technology and performance. Low-contrast scenes and minute subject details are detected even in light as low as EV *minus 1* (ISO 100). Even with moving subjects, Nikon's Focus Tracking works automatically to capture sharp focus.





Focus Tracking

To activate Focus Tracking, set the focus mode to C (Continuous Servo) and the film advance mode to CL (Continuous Low). If the camera detects a moving subject, it will automatically predict the focus for a sharp picture. The viewfinder LCD will display the two-arrow focus indicator when Focus Tracking is activated.

Settings for this picture

Focus mode: Continuous Servo (C)
Drive mode: Continuous Low (CL)
Metering: Matrix Metering
Exposure mode: Dual program (D)
Lens: AF Zoom-Nikkor BB-200mm F/2.8 ED (at 200mm)

FOCUSING

The advanced focusing system of the Nikon NB008s is the result of the integration of electronic sensors, high-speed microcomputer computation and a powerful, body-integral coreless autofocus motor that can drive even the largest AF Nikkor lenses. Autofocus performance with Focus Tracking capability is responsive even under low-light conditions — as low as EV minus 1.



Focus Tracking




EV minus 1

Freeze Focus



Nikon NB008s with
AF Nikkor 100mm f/2.8 ED-IF



ADVANCED AM200 AUTOFOCUS MODULE

The N8008s focuses at an incredibly high speed, even in situations where other autofocus cameras are likely to give up. Credit Nikon's Advanced AM200 autofocus module for that. This one-piece optical



HIGH-SPEED COMPUTERS

The built-in 8-bit computer uses special software that quickly processes the focus information obtained by the 200 CCD sensors. For autofocusing, three computers — two in the camera body and one in each AF Nikkor lens — work together

● SINGLE SERVO AUTOFOCUS (S)

For quick and easy autofocus photography, there's the Single Servo autofocus shooting mode of the N8008s. This mode virtually assures that you cannot take an out-of-focus picture because the shutter won't fire until the subject is in focus.

● CONTINUOUS SERVO AUTOFOCUS (C)

To track moving subjects, try the Continuous Servo AF mode. In this mode the N8008s autofocus system follows your sub-

FOCUS TRACKING

During Continuous Servo AF (C) with Continuous-Low (CL) film advance operation, the computer-assisted follow-focus system of the N8008s activates automatically the instant it senses subject movement. This Focus Tracking function calculates the moving subject's anticipated position and drives the autofocus lens at the moment of exposure. Result? Consecutive sharply focused images.



ject with 200 CCD (Charge-Coupled Device) sensors offers superior response speed and an enhanced detection capability, even under extremely low-light conditions — as low as EV *minus 1* (ISO 100).

200 CCD FOCUS SENSORS

The Advanced AM200 autofocus sensor module incorporates 200 superior-sensitivity CCD elements that contribute to the high response speed and expanded focusing capability of the N8008s, making it more effective at sensing low contrast and fine detail even in dim light. With the largest number of CCD sensors available in a single-sensor AF SLR, the Advanced AM200 module has no peers in focus detection.

using specially designed, exclusive Nikon software to process all autofocus data precisely, thus ensuring fast, responsive AF operation.



CORELESS MOTOR

For autofocus operation, the Nikon N8008s uses a coreless motor built into its body to drive AF Nikkor lenses. This compact motor has more than enough power, by itself, to drive any AF Nikkor lens, including the large telephotos. The stepless motor boasts higher torque, quicker acceleration and higher efficiency. This assures quick starts and stops for fast, precise autofocus operation.

ject as it moves. The shutter is not locked so you can fire away anytime you want to capture the action.

● MANUAL FOCUS (M) WITH THE ELECTRONIC RANGEFINDER

Of course, you can always manually focus confidently on the advanced interchangeable BriteView screen of the N8008s. In the manual focus mode, you use the Electronic Rangefinder, which is more versatile than optical rangefinders, for image sharpness that's more consistent and precise than the human eye can detect.

AUTOFOCUS LOCK (AF-L)

Great for creative composition. In Single Servo shooting, you simply depress and hold the shutter release button, halfway, then change composition. In the Continuous Servo mode, you lock focus by pressing the Autofocus Lock button; you can then recompose the picture and shoot.

FREEZE FOCUS


The optional MF-21 Multi-Control Back offers Freeze Focus. The camera waits until the subject comes into a manually prefocused distance. As soon as the subject reaches this point, the shutter is released automatically. Perfect for sports races in which the running course is predictable, this feature is also great for remote-control photography of wildlife or for scientific, forensic and other technical photography. The MF-21 works with Nikon lenses that are compatible with the N8008s, including all AF Nikkors and other lenses with the Nikon F mount.

The image you see
is what you get with
Nikon's exclusive
Matrix Metering
System.



Look! The Matrix Meter built into the Nikon N8008s evaluates light the way the photographer's eye and mind do. Outdoors on sunny days, shooting near a window, nighttime photography — even in difficult and harshly lit or low-light situations — the Matrix Metering sensors detect the subject... the system's microcomputers perform their evaluation... then give the picture optimum exposure. All automatically.





Matrix Metering

To set Matrix Metering, push and hold the **(M)** button while turning the command input dial. When the "Matrix" symbol **(M)** appears in the LCD panel, you are ready to shoot in almost any lighting situation.

Settings for this picture

Focus mode: Single Servo (S)

Drive mode: Single (S)


Metering: Matrix Metering

Exposure mode: Dual program (P)

Lens: AF Nikkor 28mm f/2.8

METERING


Nikon's exclusive Matrix Metering System goes beyond conventional available light metering, providing the experience of professional metering techniques in a fast-response automatic system. Utilizing the N8008s camera's computer power, four metering techniques are employed—Low-Brightness Weighted, High-Brightness Weighted, Average Metering and Center-Segment Metering; it's a simulation of the photographer's vision.



Matrix Sensor




Spot Metering



Nikon N8008s with AF Zoom-Nikkor 35-105mm f/3.5-4.5



Complex lighting scenes taken by conventional Center-Weighted Metering.



THE MATRIX

The Nikon N8008s divides the scene into sets of brightness and contrast classifications. Upon reading of additional data, for instance, which segment is brighter and by how much, Matrix Metering de-

termines the suitable settings for the scene, then sets the correct exposure value. All instantly and automatically. Matrix Metering is a professional technique for light metering.

The most complex lighting conditions overcome by Matrix Metering.



Center-Weighted Metering



● CENTER-WEIGHTED 75/25 METERING

The meter concentrates 75% of its sensitivity in the center of the viewfinder, outlined by a 12mm circle, and 25% over the balance of the viewing area. This metering system puts the weight of the exposure on the subject that is centered in the viewfinder, thus enabling greater user control. It is recommended for scenes with severe backlight conditions or when more selective exposure control is desired.

● SPOT METERING

The metered area is an approx. 3.5mm-diameter circle in the center of the viewfinder. Spot Metering is recommended when precise measurement of a particular portion of the subject is required. Of the three meters built into the N8008s, it is the most selective. Great for manual exposure, this meter will take your creative skill to the limit.

MATRIX METERING

Nikon's 1983 innovation, multi-segment metering, addressed the problems of diverse lighting conditions by using a built-in computer and specially designed Nikon software. It instantly evaluated the scene, based on a comprehensive matrix of different brightness and contrast combinations, determining the optimum computation method — Low-Brightness Weighted, High-Brightness Weighted, Average or Center-Segment — to obtain the best possible exposure, even for an off-center subject.

And now with its new, more powerful computer and advanced Nikon software, Matrix Metering accomplishes automatic exposure control even in extremely complex lighting conditions. Nikon's long years of experience in and expertise with automatic exposure metering design have resulted in more sensitive, more "thoughtful" scene evaluation — as though the metering system has become part of the photographer's eye itself.

To top it all, the Nikon N8008s also integrates its exposure control capability with flash photography, enabling Matrix Balanced Fill-Flash with complete automation.

EXPOSURE

Look! Full options for greater creative freedom.

From the comprehensive Programmed modes to full Manual control to many more creative exposure overrides including optional automatic bracketing, the N800Bs gives you more opportunities to transform your creative vision into creative images. Automatic exposure is perfect for spontaneous situations where you have little time or control; turn to Manual for situations where you have the time to be more involved in the picture-making process. Each metering system — Matrix, Center-Weighted and Spot — works with all exposure modes.



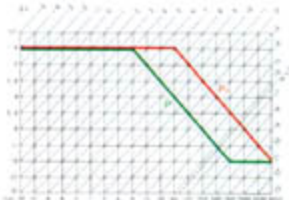
LCD Panel



Multiple Exposure
(Continuous, B exposures)

Program Chart


Note the Normal Program and High-Speed Program curves. In scenes with very bright parts, such as snow and sand scenes or with the sun in the picture area, the brightness usually exceeds EV 16-1/3 (ISO 100). This will generally cause underexposure of the image. Matrix Metering senses this situation and automatically controls the exposure to overcome the effects of the excessive brightness and assure optimum exposure results.



With AF 50mm f/1.4 lens (ISO 100)



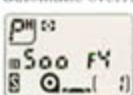
Nikon N800Bs with
AF Nikkor 24mm f/2.8



DUAL PROGRAM
With the Nikon N8008s set to "PD" (Dual Program), the N8008s automatically selects the exposure program appropriate for the focal length of the lens in use. If you're using an AF Nikkor lens 135mm or longer, or if your AF Zoom-Nikkor lens is set past 135mm, the N8008s will automatically shift from the Normal to the High-Speed Program, so the higher shutter speeds in use can help overcome the problem



of camera shake or subject movement. High-tech computer communication between Nikon lens and camera makes this automatic override possible.

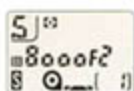


MANUAL CHOICE OF NORMAL AND HIGH-SPEED PROGRAMS

If you want more depth of field when using an AF Nikkor telephoto lens, choose Normal Program "P". But if you want to freeze the action with a normal AF Nikkor lens, try the High-Speed Program "PH" because it is designed to select a faster shutter speed than the camera's microcomputer would with Normal Program. These choices give you greater creative freedom.


FLEXIBLE PROGRAM

In any Programmed mode, you can change the combination of shutter speed and aperture by turning the Command Input Control dial, and still obtain a correct exposure. So, even though the Nikon N8008s is on automatic program operation, you still have user-creative opportunities.



SHUTTER-PRIORITY
Use an AF Nikkor or

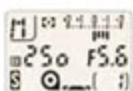
Nikkor with built-in CPU, such as the 500mm 1/4 IF P; you choose the shutter speed, and the camera chooses the best matching aperture. This option is perfectly suited to those situations when you prefer using high shutter speeds like 1/8000 sec. to freeze action.



APERTURE-PRIORITY
Use any Nikon lens; you



choose the aperture, and the camera chooses the correct shutter speed. Small apertures like f/11 or f/16, for instance, allow for great depth of field, and larger apertures like f/1.4 or f/1.8 give dramatically shallow focus. This exposure mode, using the lens aperture ring for greater precision, is also perfect for technical and scientific applications, such as photomicrography.



MANUAL EXPOSURE
To control exposure

yourself, choose both shutter speed and aperture manually. The electronic analog and data displays inside the viewfinder and on top of the camera inform you of your settings, should these deviate from the metered exposure value — so you really never have to take your eye off your subject. Any deviation from correct exposure value is displayed in precise 1/3-step settings. Of course,



you can get perfect exposure with any Nikon F mount lens.



VERSATILE MULTIPLE EXPOSURE CAPABILITY

You can take up to nine exposures on the same frame. Go ahead, challenge the artist in you with the multiple exposure capability of the N8008s; this feature works in either the single or continuous shooting



Shallow focus with aperture-priority

mode. The single mode is for incorporating various subjects onto a single frame such as in shooting fireworks, and the continuous mode is for capturing action sequences such as a golf swing, or dancing.



AE-LOCK

This "memorizes" the metered exposure value — Matrix, Center-Weighted or Spot. It's great for situations where you want to change composition or if you want to put creative emphasis on a specific part of the picture.

▲ Auto Exposure Bracketing (+3, +2, +1, 0, -1, -2, -3)

AUTO BRACKETING


Choose the optional Nikon MF-21 Multi-Control Back which, among other outstanding features, offers auto exposure control. You have a choice of up to two stops in 1/3 increment changes, selectable up to 19 consecutive frames — more than any built-in system. So you can produce a variety of exposures of the same subject, each one suiting specific needs and/or tastes.



EXPOSURE COMPENSATION

Exposure compensation ranges from -5 to +5 EV in increments of 1/3 EV — fine enough for delicate exposure control. Useful for unusual lighting conditions or if you want to creatively control the tone (i.e., for high-key or low-key effects), this feature allows you to finely adjust exposure to your taste.

At 1/8000 sec., no other 35mm SLR camera on earth is faster.



Look! Wondrous images taken at a shutter speed of 1/8000 sec. This top shutter speed enables you to capture subjects previously almost impossible to shoot. Now, new worlds of creative possibilities are yours to explore — all with Nikon precision and accuracy.



1/8000 sec. shutter speed

To set 1/8000 sec. shutter speed, first choose Shutter-Priority auto exposure mode by pressing the MODE button while turning the command input dial until "S" appears in the LCD panel. Then set 1/8000 sec. by turning the command input dial; the camera will automatically set the matching lens aperture for a correct aperture.

Settings for this picture

Focus mode: Continuous Servo (C)
Drive mode: Continuous High (CH)
Metering: Matrix Metering
Exposure mode: Shutter-Priority Auto (S)
Lens: AF Nikkor 200mm F2.8 ED-IF

S P E E D

The Nikon N8008s features a top shutter speed of 1/8000 sec., complemented by a top flash sync speed of 1/250 sec. Moreover, the N8008s allows continuous shooting up to 3.3 frames per sec. These features make the N8008s the perfect tool for capturing *any* moment.



Aluminum alloy shutter curtains



1/8000 sec.



1/8000 sec.



1/2000 sec.



1/500 sec.




Nikon N8008s with AF Nikkor 35mm f/1.8

1/250 sec. flash sync




30 sec.



WIDE SPEED SELECTION

For manual control and in Shutter-Priority operation, fixed shutter speeds from 30 sec. to 1/8000 sec. can be selected to finely match the needs of most picture-taking situations.

In the Programmed and Aperture-Priority modes, the N8008s offers continuously variable shutter speeds.



HIGH-SPEED FLASH SYNC

Photographers with an eye for daylight fill-flash photography will appreciate the up to 1/250 sec. sync speed. This high shutter speed allows you to open the lens aperture wider in daylight fill-flash photos; you can also capture moving subjects crisply without blur and reduce image "ghosting". In combination with Nikon Speedlights including the Nikon SB-24, high-speed flash sync becomes yet another creative tool to stimulate your imagination. (See pp. 18-21)




BUILT-IN MOTOR DRIVE

You hardly realize it's there, because it's slim and quiet. You get a choice of three firing modes, too — single (S), sequence shooting up to 2.0 frames per sec. (CL), and sequence shooting of up to 3.3 fps (CH). With the N8008s, you can fine-tune even motor-driven photography. Also, remote operation is possible via the camera's remote terminal connector!



Sequence shooting (CH), 3.3 frames per sec.



TOP 1/8000 SEC.

Creating super-

high shutter speeds has always been challenging. In 1982, Nikon introduced what was then the top shutter speed of 1/4000 sec. Pushing the limits of technology, Nikon also achieved the top shutter speed of 1/8000 sec. The vertical-travel aluminum-alloy shutter curtains used in the Nikon N8008s provide rugged, reliable operation throughout the 30 sec. to 1/8000 sec. shutter speed range. Just one example of how Nikon advances technology for all Nikon photographers!

Brilliant pictures
anytime, anywhere.



Look! In combination with a full line of Nikon Speedlights, the Nikon N8008s can really spark your imagination, illuminating every photographic situation. Matrix Balanced Fill-Flash expands your world of fill-flash photography, not only in daylight but also in twilight and at night — adding an exciting new look to your pictures.





Matrix Balanced Fill-Flash


To shoot using Matrix Balanced Fill-Flash, first set the camera to Matrix Metering (☐). Then set the SB-24 to the TTL Auto-Flash mode (☐) with automatic flash output level compensation (☐).

Settings for this picture

Focus mode: Manual (M)
Drive mode: Single (S)
Metering: Matrix Metering
Exposure mode: Manual (M)
(set at 1/4 sec., 1/8)
Speedlight: SB-24 (set at TTL)
Lens: AF Nikkor 24mm 1:2.8

FLASH

The Nikon N8008s and the Nikon SB-24 AF Speedlight — a dazzling combination for creative flash photography with such features as Matrix Balanced Fill-Flash, rear-curtain sync, repeating flash, and more.



TTL sensor



Matrix Balanced Fill-Flash at night



Speedlight SB-23

Speedlight SB-24



Nikon N8008s with AF Speedlight SB-24

Matrix Balanced Fill-Flash



Without flash



MATRIX BALANCED FILL-FLASH

In typical flash photography, subjects come out brightly illuminated, but background lighting can vary dramatically. This is particularly true when the main subject is up close, and the background is relatively dark or only moderately bright.

Matrix Balanced Fill-Flash balances both the subject and background illumination, automatically. How? Matrix Metering adjusts exposure for the background and the TTL flash exposure level, so flash illumination is balanced and won't overpower the foreground subject.

This system operates automatically, based on a combination of general scene brightness and contrast.

You'll love the way Matrix Balanced Fill-Flash creates a natural and pleasing effect, filling in harsh shadows and bringing out foreground detail without losing the correct background exposure. Moreover, Matrix Balanced Fill-Flash works not only in bright light situations, but also in twilight and at night.

Matrix Balanced Fill-Flash is available when using the N8008s with any AF Nikkor or Nikkor with a built-in CPU and Nikon Speedlight SB-24, SB-23, SB-22, SB-20 or SB-16B.

CENTERWEIGHTED AND SPOT FILL-FLASH

Even when the camera is set to Center-Weighted or Spot Metering, with the SB-24 set for Fill-Flash, TTL flash exposure is automatically compensated by $-2/3$ EV within the controlled shutter speed/

aperture range, producing a natural effect in daylight fill-flash shooting. Center-Weighted and Spot Fill-Flash are great for situations where you want to exercise some control over the background exposure.

CREATIVE MANUAL OVERRIDES

By pressing the SB-24's "M" button, you can cancel Automatic Balanced Fill-Flash while maintaining correct background exposure. That is, the flash exposure level is not automatically adjusted by the scene's brightness and contrast. You then manually select the flash exposure compensation level and create the fill-flash effect you want by choosing any exposure value from +1 EV to -3 EV.

REAR-CURTAIN SYNC

The Nikon SB-24 Speedlight makes it possible to fire the flash just before the shutter curtain closes — especially effective at slow shutter speeds. This results in the available light turning into a stream of light following the flash-illuminated subject.

PERFECT IN TOTAL DARKNESS

Dedicated Nikon Speedlights — the SB-24, SB-23, SB-22 and SB-20 — with autofocus illuminators send an LED-patterned beam of light to the subject, making it possible to take sharply focused pictures even in total darkness.

NIKON SB-24 SPEEDLIGHT

The powerful SB-24 with built-in autofocus illuminator offers a choice of various functions — "TTL" mode (with and without automatic fill-flash compensation), "X" mode (non-TTL auto),

and "M" mode (manual flash control). Also selectable is strobo-effect operation in which the flash fires continuously at selected rates; you can choose the length of time between flashes, the number of flashes (up to 8) per sec. Also, you can rotate the SB-24's flash head for bounce flash photography. Flash coverage automatically adjusts for any focal length from 24 to 85mm because the information stored in the lens's built-in CPU is automatically relayed to the



▲ Rear-Curtain Sync ▼ Front-Curtain Sync ▼ Repeating Flash



SB-24 in real time. Of course, flash coverage can be controlled manually, too; this offers such creative options as spot lighting. For your reference, all basic information related to flash photography is displayed on the flash's LCD panel. The SB-23 is a compact alternative to the SB-24. Also usable with the N8008s for Automatic Balanced Fill-Flash shooting are the SB-22, SB-20 and SB-16B Nikon Speedlights.


When it comes to images, not even the sky is the limit.




Look! Nikon defies obsolescence! Use nearly any Nikon F mount lens with AI compatibility on the N8008s and take advantage of 1/8000 sec. top speed, Electronic Rangefinder focusing, Center-Weighted Metering, Spot Metering, Aperture-Priority Automation, Manual, compact built-in motor drive and more. Choose an AF or P Nikkor, with built-in computer, and also get Matrix Metering, Matrix Balanced Fill-Flash, Autofocus operation, Programmed exposure control and Shutter preferred automation, plus more! Never before has a 35mm SLR provided such extensive and expansive compatibility. And there are more than 80 Nikon lens models in all.

The N8008s accepts world-renowned Nikon optics such as Micro, Perspective Control, Super Wide and Telephoto, Medical Nikkor and more. Choose autofocus or manual operation and get superbly sharp and colorful results.

All Nikon lenses are made of the finest optical glass produced in Nikon's own glassworks. Technological innovations include Nikon Integrated Coating for superior contrast and color rendition, Close-Range Correction (CRC) for exceptional quality from near to far and Extra-low Dispersion (ED) glass for virtually chromatic aberration-free telephoto lenses. Nikon-designed Internal Focusing (IF) also makes focusing totally responsive with no extension of the lens barrel. From close-up to telephoto, Nikon's variety is unmatched, each lens delivering the kind of image quality professionals around the world have long depended on. With their built-in microcomputers, AF Nikkors offer swift autofocus response. Used manually, all Nikon lenses are smooth and easy to handle. Nikkor and Nikon and you — what a winning combination!





LENSES

Any Nikon lens compatible with Nikon's AI meter indexing system will work together with the N8008s, but it is Nikon's extensive selection of AF Nikkor and AI-P Nikkor lenses that offer optimum performance. AF Nikkor lenses interface both mechanically and electronically with the N8008s, assuring full communication between camera and lens for maximum performance.



Lens Microcomputer

Unlike simple "read-only" memory systems, each AF Nikkor lens includes a high-speed Center Processing Unit (CPU) that controls real-time operation for autofocus, auto exposure and other operations. You get fast, reliable and advanced operation to capture each moment.



Nikon N1000s with AF Nikkor 300mm f/2.8 ED-IF

UNBOUNDED CREATIVITY



Nikon MF-20 Data Back
This accessory imprints selected date and time information within each frame. Timing is quartz-controlled.



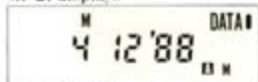
Interval-timer
(30-minute interval)




Nikon N8008s with Multi-Control Back MF-21

Look! Optional Multi-Control and Data Backs for the N8008s put you in charge of expanded picture-making possibilities.

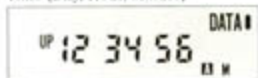
MF-21 displays



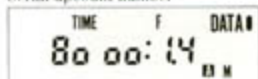
Date (Month, Day, Year)



Time (Day, Hour, Minute)



Serial upcount number



Shutter speed/aperture

NIKON MF-21 MULTI-CONTROL BACK

The optional Nikon MF-21 Multi-Control Back, perfectly suited to technical and creative applications, is bound to be the choice of serious photographers. The MF-21 enables the imprinting of any of the following data: date, time, frame number, serial upcount number, fixed number, and shutter-speed/aperture. In addition, the MF-21 enables the control of camera functions in more advanced ways –

Interval-timer function: You key in the command – e.g., commencement time, interval time, number of pictures each time, and number of intervals – and the N8008s does the rest.

Long time exposure: Your choice of any duration from 1 second up to 99 hours, 59 minutes and 59 seconds. Automatic shutter close at preset time enables unattended operation – perfect for scientific or technical applications. Just remember that exposures longer than two hours or so require custom power supply.

Auto bracketing: Up to 19 consecutive exposures with values gradually shifted from the metered value. You have a choice of any odd number of frames from 3 to 19; compensation values range from 1/3 to 1/2, 2/3, 1, 1-1/3, 1-1/2, 1-2/3 and 2 EV steps.

Freeze focus: In this mode, the N8008s waits until the subject comes into a pre-focused distance; the shutter is automatically released the moment the subject enters the in-focus position.

And since some of these functions work in combination – e.g., interval timer and long exposure, or interval timer and auto bracketing – the scope of applications possible with the N8008s is further expanded.

Auto Exposure Bracketing



Freeze Focus



▼ Long Time Exposure (2 minutes)



UNBOUNDED CREATIVITY



Look! Up close, there's a hidden world awaiting you. The sophisticated close-up accessories of the Nikon N8008s let you discover this enchanting world in miniature.



1/8x

1/4x

1/2x



1x



2x

4x

8x



N8008s with Nikon close-up equipment

LENSES FOR CLOSE-UP

Serious photographers have long enjoyed the excitement and challenge of close-up photography. Nikon's Micro-Nikkor optics have led the way with the crystal clarity of the details they capture. The system includes 60mm f/2.8 and 105mm f/2.8 AF Micro-Nikkors for autofocus and manual focus from infinity to lifesize reproduction. Three other Micro-Nikkor lenses, including the 200mm f/4, 105mm f/2.8 and 55mm f/2.8, focus from infinity to 1/2 lifesize and also to lifesize with the addition of an extension ring. Use the TC-301 together with the 200mm f/4 Micro-Nikkor and it becomes a 400mm f/8 that can focus from infinity to 1:1 lifesize!

The Medical-Nikkor 120mm IF lens features a built-in ring-light for automatic, quick close-up photography.

SPEEDLIGHTS FOR CLOSE-UP

The SB-21B TTL Macro Speedlight gives you a choice of flat front lighting or selective relief lighting with its dual-rotatable flash tubes. The SB-21B and N8008s electronics automatically take care of exposure, while you work on the composition. The SB-21B also operates with manual control.

For more elaborate lighting, choose Nikon's multiple Speedlight system, enabling you to operate up to five Nikon TTL Speedlights through a sophisticated connecting system — all automatically TTL controlled. You truly become a lighting expert with the help of the Nikon System.



AF Micro-Nikkor
60mm f/2.8

AF Micro-Nikkor
105mm f/2.8

Micro-Nikkor
55mm f/2.8

Micro-Nikkor
105mm f/2.8



Micro-Nikkor 200mm f/4 IF



Medical-Nikkor
120mm f/4 IF



No. 0

No. 1

No. 2

No. 3T

No. 4T

No. 5T

No. 6T

BELLEWS ATTACHMENT PB-6

This accessory mounts between the N8008s and the lens for close-up and macro photography. With the twist of a knob you can vary lens extension at will, producing reproduction ratios from 1:1.1 up to 4:1 with a 50mm lens mounted normally. The lens can also be mounted in reverse to maintain aberration correction in extreme close-up range. The PB-6 has a stop-down lever so you can choose exposure by stop-down metering. Exposure modes applicable are A and M. Optional accessories include PB-6E Extension Bellows, PB-6M Macro Copy Stand and PS-6 Slide Copying Adapter. The Repro-Copy Outfit PF-4 makes possible high-quality photographic copies of photographs, illustrations, drawings and diagrams.

NIKON CLOSE-UP ATTACHMENT LENSES

The performance-proven Nikon System is the easiest, simplest way to get into close-up photography with manual focus operation on the matte portion of the focusing screen. Just attach these close-up accessories to the front of your regular lens, like a filter. Available models are 0, 1, 2, 3T, 4T, 5T and 6T. "T" lenses, for use with telephoto lenses, feature two-element construction. All feature Nikon Integrated Coating (NIC) for superb contrast and color fidelity.

EXTENSION RINGS

These rings are an equally easy way to enjoy the wonderful world of close-up photography. Models include the PK-11A, 12 and 13. Because the aperture information of the Nikon lens is transferred via the PK ring to the camera, the exposure is determined by TTL, full aperture metering. Exposure modes applicable are A or M.



AR-10

PS-6

PB-6M

PB-6

PF-4

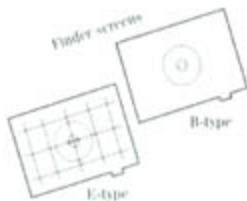
PB-6E

PK-11A

PK-12

PK-13

UNBOUNDED
CREATIVITY



Look! There's more in the Nikon System to support your creative ideas.





INTERCHANGEABLE VIEWER SCREENS

The standard B-type advanced BriteView screen supplied with the Nikon NB008B is also the most universally adaptable to most shooting situations. The interchangeable optional screen E-type is also available. *E-type BriteView screen:* Clear Matte/Fresnel with focusing brackets and grid. Recommended for copying and architectural photography.

FINDER ACCESSORIES

The high-eyepoint viewfinder of the NB008B makes viewing comfortable, even during extended shooting, reducing eye fatigue and making it easier to look through the viewfinder. It accepts nine exclusively designed Nikon eyepiece correction lenses: -5 , -4 , -3 , -2 , 0 , $+0.5$, $+1$, $+2$ and $+3$ diopters; eyepiece adapter; rubber eyecup to prevent stray light from entering the viewfinder; eyepiece magnifier DG-2 for magnifying the viewfinder image; and DR-3 Right-Angle Viewing Attachment for upright and unreversed image viewing at a right angle.



NIKON FILTERS

Filters add a new dimension to your pictures. Nikon offers various kinds of filters with Nikon's own precision optical standards. This is where you can really be an artist.

CAMERA CASES

Various types available include the handy CF-39 Semi-Soft Case (housing with normal lens attached), CF-40 Semi-Soft Case (telephoto lens attached), CF-39D (data back attached), CF-39L Front Flap and CF-40 Front Flap.

NIKON NECKSTRAPS

Available are the leather neckstrap AN-1 (black), webbed nylon neckstraps AN-4Y (yellow) and AN-4B (black), and wider webbed nylon neckstraps AN-6Y (yellow) and AN-6W (wine-red).

NIKON HAND STRAP

The AH-4 Hand Strap secures the camera comfortably in your hand for a firm grip without tiring. Particularly useful when using heavy zoom and telephoto lenses.

NIKON TTL MULTIPLE- FLASH SYSTEM

Choose a combination of Nikon Speedlights: SB-24, SB-23, SB-22, SB-20 or SB-16B, and use them with the TTL remote or TTL, multi-flash sync cord. The camera body's built-in sensor automatically measures and controls the light from all units. Now you are ready for off-camera multiple-flash photography with a professional studio touch.

REMOTE CONTROL ACCESSORIES

Everyone will like the remote control accessories available to the Nikon NB008B for unattended time-lapse photography or work sampling. The Module Remote Control Set MR-2 enables wireless remote control of cameras within 100m, just as the Radio Control Set RW-2 does the same within 700m; the Remote Cord RC-12A lets you operate the camera from up to 3m away. Also available is the quartz-controlled MT-2 Intervalometer.



AS-15 Sync Terminal Adapter
Enables you to connect the camera with other speedlight units via sync cords.

THE BASICS

Designed with that familiar, comfortable, dependable Nikon feel.



Camera Body

- 1 Camera strap eyelet
- 2 Self-timer indicator LED
- 3 Depth-of-field preview button
- 4 LCD illumination window
- 5 Lens mounting index
- 6 Remote control terminal
- 7 AF-L (Autofocus Lock) button
- 8 AF coupling
- 9 CVT contacts
- 10 Reflex mirror
- 11 Focus mode selector
- 12 Camera back lock releases
- 13 Film speed button
- 14 Exposure mode button
- 15 Metering system selection button
- 16 Film rewind button
- 17 Exposure compensation button
- 18 Power switch

- 19 Shutter release button
- 20 Film advance mode button
- 21 Self-timer button
- 22 Multiple exposure/film rewind button
- 23 Accessory shoe
- 24 LCD panel
- 25 Command input control dial

LCD Panel

- 26 Exposure mode
- 27 Metering system
- 28 Exposure compensation
- 29 Electronic analog display
- 30 Film speed setting
- 31 DX-coded film speed setting
- 32 Shutter speeds/film speeds
- 33 Aperture/exposure compensation value
- 34 Film advance mode
- 35 Film installation
- 36 Self-timer
- 37 Film advance and rewind
- 38 Multiple exposure
- 39 Frame counter/self-timer duration/number of multiple exposure



COMMAND INPUT CONTROL DIAL

Simply turn the dial to input your wish — exposure mode selection, shutter speed selection, film advance mode selection, exposure metering selection, flexible program, exposure compensation value, self-timer, manual ISO film speed, and others. Ergonomically designed for smooth operation, this smart, easy-to-use dial is turned with your thumb, leaving your index finger “always ready” to take a picture.



LCD PANEL

With the power on, this panel shows you all vital information at a glance, keeping you constantly aware of all the settings chosen, the status of the current situation, and if anything is amiss. An especially helpful feature for creative photography, the panel is ideally located just beside the Command Input Control dial for truly coordinated operation; complementing this is the LCD information in the viewfinder.



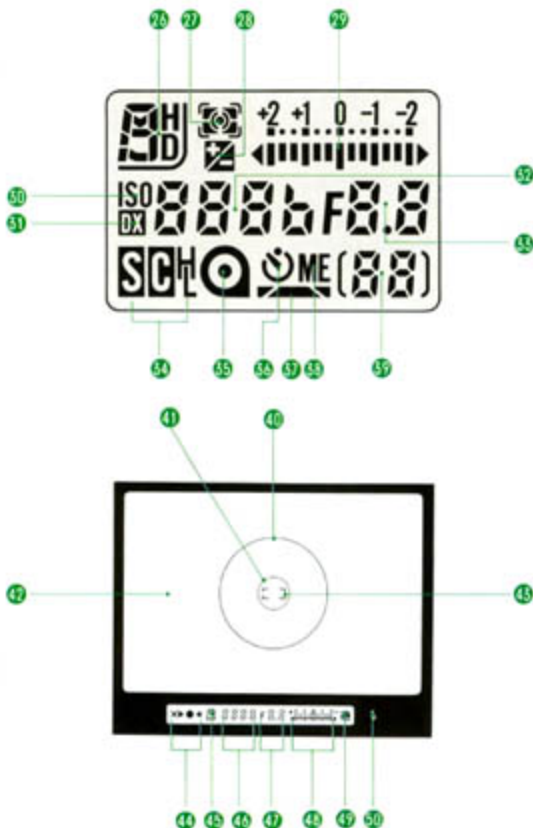
VIEWFINDER LCD INFORMATION

Most of the data displayed on the LCD panel on top of the camera is duplicated in the viewfinder's own LCD indicator which is automatically illuminated in the dark or turned on manually. It includes 1/stop, shutter speed and analog exposure value information display.



VARIABLE SELF-TIMER

You can choose a setting from 2 to 30 seconds. If you wish, you can even take two self-timer shots, the first after a 10-second delay, the next shot 5 seconds later.



Inside Viewfinder

- 1 12mm-dia. reference circle
- 2 3.5mm-dia. reference circle
- 3 Clear matte field
- 4 Focus brackets
- 5 Focus indicators
- 6 Exposure mode
- 7 Shutter speed/film speed
- 8 Aperture/exposure compensation value
- 9 Electronic analog display
- 10 Exposure compensation mark
- 11 Ready-light LED

Camera Back

- 12 Film cartridge confirmation window
- 13 Viewfinder eyepiece
- 14 Viewfinder illumination button
- 15 AE (Auto Exposure) Lock lever



HIGH-EYEPOINT FINDER

This enables you to look at the viewfinder image clearly and in comfort, even with your eye comfortably away from the finder eyepiece (for example, when wearing glasses).



AUTO FILM OPERATION

From loading, ISO film speed setting, film advance to film rewind—all film operations are automatic, and mistake-proof. This allows you to concentrate entirely on the creative aspects of the picture.



MANUAL ISO FILM SPEED SETTING

The Nikon N8008s lets you override automatic DX-coded film ISO setting from ISO 25 to 5000. Set ISO film speed yourself from ISO 6 to 6400, using the Command Input Control dial. It's a very useful feature for creative applications, such as intentional film speed boosting.



AUDIBLE ALARM

In addition to visual alerts, the N8008s uses a system of audible alarms for a number of warnings; for example, an alarm sounds when the shutter speed selected is below 1/30 sec., if the subject is out of auto exposure range or if it's the end of the roll, etc. Of course, if you're in an extra-quiet shooting environment, you can cancel this function.

INTEGRATED ELECTRONICS

You'll find the Nikon NB008s camera body brimming inside with state-of-the-art electronics. Its integration of electronics—the most extensive among SLR cameras—includes, among others, an 8-bit microcomputer unit, a 4-bit microcomputer unit and eight additional ICs. All work together to provide a faster and more responsive autofocus system, a highly advanced metering system, and full internal communication between the lens and camera, speedlight and camera, and optional data back and camera. The ability of the NB008s to instantly process and transfer a tremendous amount of data supports your creative ideas and helps you realize your vision of the world in terms of pictures. Indeed, the intelligence of this camera is designed to light up, time and again, your special creativity with the minimum of fuss and error and the maximum of efficiency and consistency. You work well with the NB008s because every little electronic bit in the NB008s is integrated to work together.



MICROCOMPUTERS

Complementing the microcomputer unit built into every AF

Nikor are the two microcomputers incorporated in the NB008s camera body; these make up the brain which enables the NB008s to work perfectly with the Nikon System. One powerful 8-bit microcomputer unit takes care of computations and algorithms related to autofocus and exposure metering; the 4-bit microcomputer unit controls various camera functions including motor drive, sequence control, display control and memory. This "division of labor" helps the NB008s deliver ultra-high-speed performance.




THREE-MOTOR SYSTEM

The NB008s has three coreless body-integral motors: an auto-

focus motor to control AF Nikkor lenses, another one to take care of motor-drive functions, and yet another for sequential control of such basic mechanical operations as aperture opening/closing and mirror up/down. This is yet another intelligent "division of labor" that gives the NB008s unfailing dependability. In addition, battery life is longer than that of comparable conventional motor systems, because the motors of the NB008s work with utmost efficiency, even in low temperatures.

RELIABILITY

Of course, the NB008s is a Nikon. A product of Nikon's many years of experience in optical, mechanical and electronic technologies, it is one of the most advanced all-automatic cameras available. Understandably, you wouldn't expect anything less from a Nikon.



SPECIFICATIONS

Type of camera: Integral motor autofocus 35mm single-lens reflex (SLR)
Flange format: 24mm x 36mm (standard) 35mm film format

Lens mount: Nikon F mount

Lenses usable: AF Nikkor lenses, Nikon lenses with Nikon F mount (see p. 25)

Focus modes: Continuous or Single autofocus, and Manual focus with electronic rangefinder

Autofocus

Autofocus detection system: TTL phase detection system using Nikon Advanced AM200 autofocus module

Autofocus detection range: Approx. EV minus 1 to EV 19 (at ISO 300)

Autofocus actuation method: Single servo and continuous servo

Autofocus lock: By lightly pressing shutter release button in Single Servo AF mode or by using AF Lock button

Electronic rangefinder: Available in manual focus mode with an AF Nikkor or other M-type Nikkor lens with a maximum aperture of 1/5.6 or faster

Exposure metering: Matrix, Center-Weighted and Spot metering built-in

Exposure meter switch: Actuated by lightly pressing shutter release button; stays on for approx. 1/2 sec. after finger is lifted off button

Metering range: EV 0 to EV 21 (at ISO 100 with (1.4 lens) for Matrix and Center-Weighted metering; EV 4 to EV 21 (at ISO 100) for Spot metering

Exposure modes: Programmed auto (P), F, TTL, Shutter-priority auto (S), Aperture-priority auto (A) and Manual (M)

Programmed auto exposure control: Both shutter speed and aperture are set automatically; flexible program in one EV steps possible

Shutter-priority auto exposure control: Aperture automatically selected to match manually set shutter speed

Aperture-priority auto exposure control: Shutter speed automatically selected to match manually set aperture

Manual exposure control: Both aperture and shutter speed are set manually

Shutter: Electromagnetically controlled vertical-travel focal-plane shutter

Shutter release: Electromagnetic shutter by motor trigger

HIGH-TECH SPECS

Shutter speeds: Lithium niobate oscillates-controlled speeds from 1/8000 to 30 sec.; electromagnetically controlled long exposure at B setting.

Viewfinder: Fixed eyepiece pentaprism high-eyepoint type; approx. 0.75x magnification with 50mm lens set at infinity; approx. 92% frame coverage.

Eyepiece: Approx. 18mm.

Eyepiece cover: Model DK-8 prevents stray light from entering viewfinder.

Focusing screen: Nikon advanced B-type BetaView interchangeable screen (B-type available).

Viewfinder information: The following LCD indications appear: focus indicator, exposure mode, shutter speed, ISO film speed, aperture, exposure compensation value, electronic analog display, exposure compensation mark, ready-light LED, viewfinder LCD is illuminated automatically or by pressing viewfinder illumination button.



LCD indicator: The following indications appear: exposure mode, metering used, exposure compensation, electronic analog display, shutter speed, film speed, aperture, exposure compensation value, ISO film speed setting, DV-coded film speed setting, film advance mode, film installation, film advance and rewind, self-timer, multiple exposure, frame counter, self-timer duration, number of multiple exposure.

Electronic beeper: With power switch (●), beeper sounds in the following cases — operation signals: (1) at end of film roll; (2) when film rewinding is complete; (3) during self-timer operation; alert signals: (1) for over- or under-exposure and possible picture blur in P and A modes; (2) when non-DV-coded film, damaged film or film with an unacceptable DV-code is loaded; (3) when camera detects abnormality such as torn or damaged film during film advance.

Info exposure lock: Available by sliding the A/L lock lever while the meter is on.

Film speed range: ISO 25 to 5000 for DV-coded film; ISO 6 to 6400 for manual setting.

Film speed setting: A/DV position, automatically set to ISO speed of DV-coded film used; with non-DV-coded film, ISO speed is set manually.

Film loading: Film automatically advances to first frame when shutter release button is depressed once.

Film advance: In S (Single-frame) shooting mode, film automatically advances one frame when shutter is released; in CH (Continuous High) or CL (Continuous Low) shooting mode, shots are taken as long as shutter release button is depressed; in CH mode, shooting speed is approx. 3.3 frames per sec. (fps), and in CL, approx. 2.0 fps (in Continuous Servo Autofocus or Manual focus mode), with new batteries at normal temperatures, and a shutter speed faster than 1/125 sec.

Frame counter: Additive type; counts back while film is rewinding.

Film rewind: Automatic when film rewind button is pressed; approx. 10 sec. per 24-exposure roll; stops automatically when film is rewound; temporary film rewind possible during multiple-exposure operation.

Multiple exposure: Up to 9 exposures can be set.

Self-timer: Electronically controlled; timer duration can be selected from between 2 to 30 sec. in one-sec. increments; blinking LED indicates self-timer operation; two-shot self-timer possible; setting cancellable.

Exposure compensation: Possible using exposure compensation button within ± 5 EV range in 1/3 EV steps.

Depth-of-field preview button: Provides visual verification of depth of field in A or M mode.

Reflex mirror: Automatic, instant-return type.

Camera back: Hinged lock; interchangeable with Nikon Multi-Grip Back MF-21 or Data Back MF-20.

Accessory shoe: Standard ISO-type hot-shoe contact; ready-light contact; TTL flash contact; monitor contact.

Flash synchronization: 1/60 to 1/250 sec. in PL, P, PH or A mode; in S or M mode, shutter fires at speed set, and when set from 1/250 to 1/8000 sec.,



shutter is automatically set to 1/250 sec., down to 30 sec.; shutter speed is available by using SB-24 in rear-curtain sync.

Flash ready-light: Viewfinder LED lights up when Nikon dedicated speedlight is ready to fire; blinks to warn of poor camera/speedlight connection or of insufficient light.

Autofocus flash photography: Possible with Nikon Autofocus Speedlights SB-24, SB-23, SB-22 or SB-20.

Power source: Four AA-type batteries.

Number of 36-(24-) exposure film rolls per set of fresh batteries (approx.):*

For Continuous Servo Autofocus with AF Nikkor lens covering the full range from infinity (∞) to the closest distance and back to infinity (∞) before each shot.

Batteries	36/24	3/119
Alkaline-manganese (LR6)	105 (106)	15 (22)
Manganese	25 (30)	3 (3)
NiCd (AA)	15 (18)	22 (33)

*Using AF Nikkor 50mm 1:1.8 or AF Nikkor 35-70mm 1:2.8-4.5, with film advance mode at CH and a shutter speed of 1/125 sec. or faster.

Checking battery power: battery power is sufficient if shutter speed and aperture indications appear in the LCD panel and viewfinder by lightly pressing shutter release button, and remain on for approx. 8 sec. after finger is removed from the button; insufficient if these indications turn off immediately after finger is removed from the button; if LED blinks and shutter locks, batteries are exhausted; if no data appears and shutter does not operate, batteries are exhausted or improperly loaded.

Dimensions: 6.18x4.0x2.6 in. (154x103x67mm) (W x H x D)

Weight (body only): Approx. 24.5 or 69.5g

*With fresh alkaline batteries at normal temperature (68°F).
Specs. in grams and drams are subject to change without notice.

SB-24 Specifications

Guide number: Approx. 164 at 85mm, 138 at 50mm, 108 at 35mm, 98 at 24mm (feet, ISO 100).

No. of flashes (with fresh alkaline-manganese batteries at full output): approx. 300.

Special functions: Power zoom (24mm, 28mm, 35mm, 50mm, 70mm, 85mm), rear-curtain sync capability, re-peating flash with choice of 2-8 flashes, adjustable flash intervals and output power, flash exposure compensation, auto power off, AF illuminator provided.

Power source: Four 1.5V AA-type penlight batteries; external battery usable.

Dimensions: 3.18x2.8x3.3 in. (WxDxH)

Weight: 13.0 oz. (without batteries)

SB-23 Specifications

Guide number: Approx. 66 (feet, ISO 100).

No. of flashes (with fresh alkaline-manganese batteries at full output): approx. 400.

Special functions: Auto power off, AF illuminator provided.

Power source: Four 1.5V AA-type penlight batteries.

Dimensions: 2.5x2.6x3.3 in. (WxDxH)

Weight: 4.9 oz. (without batteries)

MF-21 Multi-Control Back

Usable film speed: ISO 25-3200

Imprint data: Year/Month/Day, Month/Day/Year, Day/Month/Year, Day/Hour/Minute, Frame Number (2 digits), Serial/Exposure Number (6 digits), or Shutter Speed/Aperture.

Other functions: Interval Timer, Auto Bracketing, Long Time Exposure, and Freeze Focus.

Power source: Two CR2025 batteries.

Dimensions: 5.5x2.4x1.1 in. (WxDxH)

Weight: 3.2 oz. (without batteries)

MF-20 Data Back

Usable film speed: ISO 32-3200

Imprint data: Year/Month/Day, Month/Day/Year, Day/Month/Year, or Day/Hour/Minute.

Power source: One CR2025 battery.

Dimensions: 5.5x2.4x1.0 in. (WxDxH)

Weight: 2.5 oz. (without batteries)

Your Nikon camera requires precise electronic and mechanical matching between component products such as lenses and electronic flash. Nikon brand lenses and electronic flash units are made to Nikon's specifications and will operate properly and in accordance with the Nikon Limited Warranty provided.

Damage to your Nikon products, as a result of malfunction or improper connections, caused by the use of non-Nikon brand products, is not covered under the terms of the Nikon Limited Warranty and will void the Nikon warranty.

Nikon[®]
We take the world's
greatest pictures.[™]



© Nikon Inc., 1991
Nikon Inc., 100 Wall Street Road, Mineola, N.Y. 11747-2064, U.S.A.



Official Camera